




Grad Expectations

Took Kit

GRAD expectations

The essential guide for all
graduates entering the work force



GRAD EXPECTATIONS

the essential guide for all graduates entering the workforce

What should I do after University?

The questions and templates below are provided to help you decide what you should do after University.

Step 1 – Define what you want?

Before seeking to consider your options, first take some time to ask yourself **where you want to go in your life and career** and **what you want your contribution to the world to be**. Each of us has a unique contribution to make throughout our lives, and by defining yours, you will identify what you want to be remembered for. This will give you the foundation for deciding which path you take on your journey beyond University.

Be sure to take your time considering the questions below to help you first understand what is most important to you in your life and career – *don't rush this, answering these questions takes time and concentration!*

What did you, or are you studying at University?

Why did you choose to study that?

What are your longer term plans for your career / life – *what would you to say you've achieved in 20 years time?*

What contribution would you like to make to the world – *what do you want to be remembered for?*

Use the answers above to create a simple summary statement of your life/career ambition and what you would like your contribution to the world will be – just remember that this is not set in stone, but will be a starting place for your journey.

My Life/Career Ambition and Contribution:



GRAD EXPECTATIONS


the essential guide for all graduates entering the workforce

Step 2 – List all of your options

Based on your definition of what you want out of your life and your career, now consider all the options (and I mean all no matter how bizarre they may seem) you have to fulfil this. To identify your options also seek to ask others what they have and plan to do, and also what they have regretted never doing.

My options are:

| Option | What will this involve? |
|--------|-------------------------|
| | |



GRAD EXPECTATIONS

the essential guide for all graduates entering the workforce

Step 3 – Review your options: Part 1

Identify your non-negotiable criteria for reviewing your options – what are the things that you will not sacrifice in making a decision. And then, identify why these things are important. Do not seek more than 3-5 criteria otherwise you may artificially stifle your options. Therefore, focus only on those things that you will absolutely not sacrifice at any cost.

| My Non-Negotiable Criteria | Why is this important to me? |
|----------------------------|------------------------------|
| | |





GRAD EXPECTATIONS

the essential guide for all graduates entering the workforce

Step 4 – Define you path(s)

On the time line below and using your preferred options form step 3, experiment mapping out potential paths of action for the next 2-3 years. As you do this, be sure to consider as many different paths as you can, so that you fully understand all the possible ways to fulfil what you want out of our life and your career. Start this task with writing the dates on the timeline at the bottom. There is an example of a path the next page.





GRAD EXPECTATIONS

the essential guide for all graduates entering the workforce

Example of Paths

Potential Path 1

Volunteer with a children's Literacy Charity

Take a short course of teaching English as a second language

Travel to South East Asia Teaching English

Work in a training & development role with a large company

Potential Path 2

Volunteer with a children's Literacy Charity

Identify and apply to organisations offering training and development roles

Work in a training & development role with a large organisation

Take short travelling vacations whilst volunteering

Jan 07

Jan 08

Jan 09

Jan 10



GRAD EXPECTATIONS

the essential guide for all graduates entering the workforce

Step 5 – Identify what next

Using your preferred path from step 4, identify the actions you are going to take in the next 4-6 months. In doing this, be sure to define exactly what you will do and by when. You can then use this list to tick off actions as they are complete. Be sure not to identify more than 4-5 key actions, otherwise you risk over loading yourself which will result in no action being taken.

| Action | What do you hope to achieve by doing this? | When will you complete this by? |
|--------|--|---------------------------------|
| | | |
| | | |
| | | |
| | | |
| | | |